

Scaled data based on original data using
LM-79-08 Approved Method: Electrical and Photometric Measurements of Solid-
State Lighting Products

Test Report Prepared for
Cooper Lighting Solutions
(formerly Eaton)

Brand: McGRAW-EDISON

Report Number: P945821

Luminaire Tested: **GALN-SB1C-930-U-RW**

Issue Date: 1/21/2025

Test Information

Test Method: LM-79-08
Report Number: P945821
TEST IS SCALED FROM IESNA LM-79-08 TEST DATA (G2-2411-289-19)
Test Lab: INNOVATION CENTER
Issue Date: 1/21/2025
Manufacturer: COOPER LIGHTING SOLUTIONS (FORMERLY EATON)
Product Line: McGRAW-EDISON
Catalog Number: GALN-SB1C-930-U-RW
Description: GALLEON AREA AND ROADWAY HIGH DENSITY LED LUMINAIRE
(1) 90 CRI, 3000K, 615mA LIGHTSQUARE WITH 26 LEDS AND RECTANGULAR WIDE OPTICS
Light Source: -
Ballast/Driver: -

Summary

Lumens per Lamp: N/A
Luminaire Lumens: 5367 lumens
Efficiency: N/A
Efficacy: 98.7 lumens/watt
Luminous Opening: Rectangular (W 0.5' x L: 0.5' x H: 0')
IES Classification: Type III - Medium
BUG Rating: B2 - U0 - G2

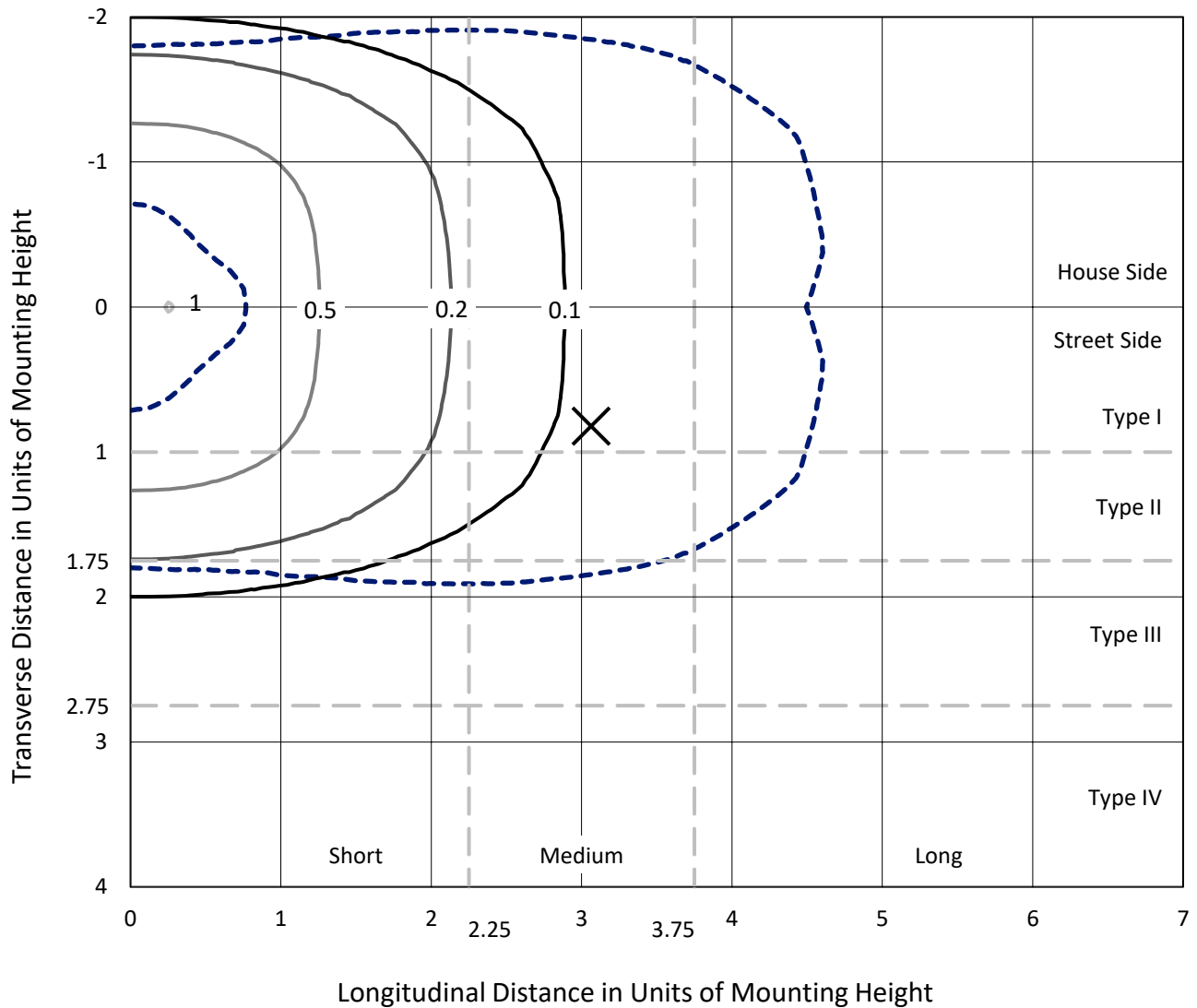
Input Watts (W): 54.4
Input Voltage (V): NR
Input Current (Ain): NR
Voltage Rise (V): NR
Power Factor: NR
Total Harmonic Distortion (THDi): NR
Frequency (hertz): 60
Stabilization Time: NR
Operation Time: NR
Ambient Temperature (°C): NR
Test Distance: 24 FT



REPORT NUMBER: P945821
 CATALOG NUMBER: GALN-SB1C-930-U-RW

Iso-Footcandle Lines of Horizontal Illumination

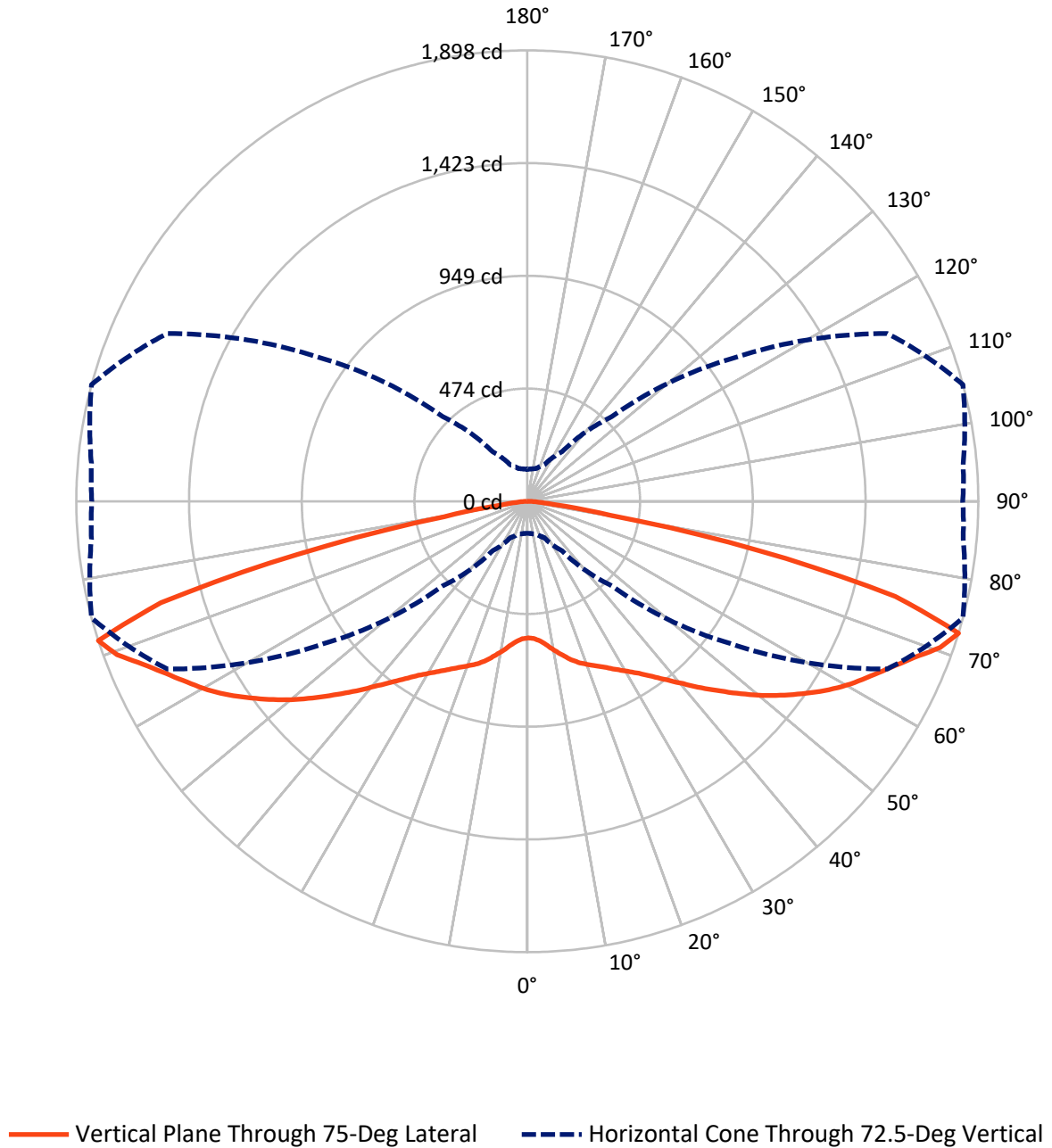
× Max cd
 - - - 1/2 Max cd



Based on 25 foot mounting height. Maximum calculated value = 1 fc
 Type III - Medium - N/A

REPORT NUMBER: P945821
CATALOG NUMBER: GALN-SB1C-930-U-RW

Luminous Intensity Polar Plot



REPORT NUMBER: P945821
 CATALOG NUMBER: GALN-SB1C-930-U-RW

FLUX DISTRIBUTION:

		Downward	Upward	Total
House Side	Lumens	2683.5	0.0	2683.5
	% Fixture	50.0	0.0	50.0
Street Side	Lumens	2683.5	0.0	2683.5
	% Fixture	50.0	0.0	50.0
Total	Lumens	5367.0	0.0	5367.0
	% Fixture	100.0	0.0	100.0

ZONAL LUMENS:

Zone	Lumens	% Fixture
0°-10°	56.3	1.0
10°-20°	185.7	3.5
20°-30°	358.9	6.7
30°-40°	606.0	11.3
40°-50°	961.1	17.9
50°-60°	1286.8	24.0
60°-70°	1224.7	22.8
70°-80°	639.0	11.9
80°-90°	48.4	0.9
90°-100°	0.0	0.0
100°-110°	0.0	0.0
110°-120°	0.0	0.0
120°-130°	0.0	0.0
130°-140°	0.0	0.0
140°-150°	0.0	0.0
150°-160°	0.0	0.0
160°-170°	0.0	0.0
170°-180°	0.0	0.0
0°-90°	5367.0	100.0
0°-180°	5367.0	100.0

Coefficient of Utilization



REPORT NUMBER: P945821

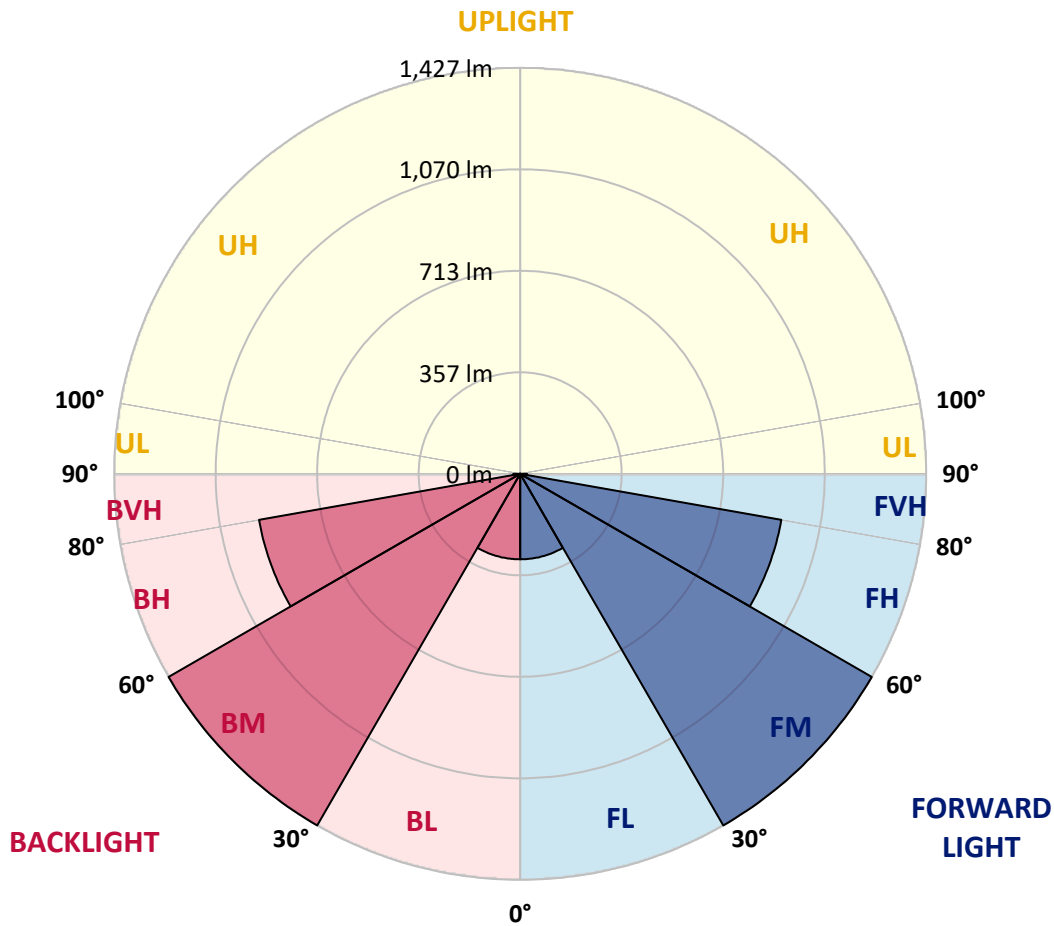
CATALOG NUMBER: GALN-SB1C-930-U-RW

LUMINAIRE CLASSIFICATION SYSTEM LUMEN TABLE AND BUG RATING:

Zone		Lumens	% Fixture	Zone Rating/Lumen Limit		
				B	U	G
FL	(0°-30°)	300.5	5.6			
FM	(30°-60°)	1427.0	26.6			
FH	(60°-80°)	931.8	17.4			G1/1800
FVH	(80°-90°)	24.2	0.5			G1/100
BL	(0°-30°)	300.5	5.6	B1/500		
BM	(30°-60°)	1427.0	26.6	B2/2500		
BH	(60°-80°)	931.8	17.4	B2/1000		G2/1000
BVH	(80°-90°)	24.2	0.5			G1/100
UL	(90°-100°)	0.0	0.0		U0/0	
UH	(100°-180°)	0.0	0.0		U0/0	

BUG Rating: B2-U0-G2

Type III Medium



REPORT NUMBER: P945821

CATALOG NUMBER: GALN-SB1C-930-U-RW

CANDELA DISTRIBUTION (FULL):

	0°	5°	15°	25°	35°	45°	55°	65°	75°	85°
0°	574.9	574.9	574.9	574.9	574.9	574.9	574.9	574.9	574.9	574.9
2.5°	574.9	574.4	574.9	575.4	575.2	575.2	576.5	577.4	579.0	578.7
5°	571.1	570.8	573.0	575.4	577.4	580.7	584.8	587.8	591.6	592.4
7.5°	569.1	568.3	572.2	576.5	582.6	590.8	598.7	607.0	613.5	615.7
10°	570.5	570.8	576.0	584.2	593.8	605.3	616.6	630.5	639.8	642.0
12.5°	576.8	576.3	585.0	598.2	611.3	625.9	639.0	654.4	664.5	669.7
15°	588.3	587.2	599.6	619.0	638.2	655.2	665.9	680.4	692.2	698.8
17.5°	602.0	602.6	618.7	644.0	669.2	688.3	698.5	705.9	714.9	720.7
20°	626.1	627.2	645.3	675.2	704.0	725.9	734.1	731.4	733.8	738.2
22.5°	658.5	659.0	679.3	711.6	741.8	765.9	771.4	760.1	753.3	756.3
25°	696.0	699.6	719.9	753.0	784.0	807.0	809.5	792.5	775.5	776.3
27.5°	741.8	745.1	765.6	798.5	830.0	850.0	849.7	827.0	802.1	795.8
30°	791.4	794.9	816.0	850.0	879.3	896.9	893.0	865.9	830.3	818.5
32.5°	850.3	852.5	873.9	907.8	935.0	948.9	941.0	907.6	863.2	849.7
35°	921.5	924.8	940.7	972.8	996.6	1008.1	994.7	955.2	905.4	890.3
37.5°	1002.9	1000.7	1018.8	1047.3	1067.0	1074.2	1055.8	1009.0	953.6	935.8
40°	1087.9	1086.8	1106.5	1133.9	1144.6	1149.0	1121.9	1070.6	1009.2	990.0
42.5°	1164.9	1164.1	1190.6	1221.0	1233.9	1229.0	1194.7	1136.1	1073.6	1051.7
45°	1226.5	1225.4	1258.0	1300.8	1326.0	1317.8	1271.7	1208.4	1138.8	1116.1
47.5°	1273.9	1274.5	1309.6	1362.4	1406.6	1409.6	1350.4	1282.2	1210.6	1184.9
50°	1308.2	1309.8	1347.4	1406.0	1466.3	1492.9	1430.7	1357.8	1284.9	1255.9
52.5°	1316.7	1319.7	1364.9	1433.7	1504.7	1555.4	1512.3	1430.4	1355.3	1327.6
55°	1271.5	1277.5	1334.8	1431.5	1528.2	1596.5	1584.1	1504.1	1426.3	1397.8
57.5°	1167.6	1176.1	1243.0	1369.3	1523.0	1624.7	1639.8	1574.8	1497.3	1469.9
60°	1022.1	1032.2	1096.4	1234.2	1449.6	1635.1	1678.9	1643.6	1562.5	1535.9
62.5°	802.6	815.8	892.5	1054.2	1294.5	1586.6	1712.4	1705.8	1621.1	1588.0
65°	514.9	528.9	609.7	800.7	1087.6	1438.1	1722.8	1766.4	1683.1	1636.7
67.5°	310.5	316.8	356.8	485.3	794.9	1214.2	1634.6	1833.5	1755.4	1697.9
70°	198.7	202.2	226.1	285.0	449.4	885.9	1415.9	1846.1	1843.1	1760.6
72.5°	134.8	135.9	142.2	168.8	254.3	503.4	1044.3	1671.3	1897.9	1841.4
75°	98.6	104.7	114.8	119.5	144.4	251.6	598.5	1174.2	1599.5	1624.1
77.5°	73.4	73.7	87.7	93.2	103.0	134.0	253.2	655.5	993.1	1042.7
80°	62.2	58.9	58.6	75.1	77.5	83.6	113.2	226.3	355.7	215.7
82.5°	51.8	48.2	43.6	58.6	52.9	51.2	49.1	92.1	113.2	55.6
85°	36.2	34.5	32.9	38.4	30.1	25.8	23.6	43.0	47.7	23.6
87.5°	15.6	16.2	16.4	17.0	12.6	9.0	9.0	12.1	12.1	9.3
90°	0.0	0.0	0.0	0.0	0.0	0.0	0.0	0.0	0.0	0.0

(END C

90°
574.9
578.5
592.4
616.3
644.2
671.9
701.2
723.4
741.5
758.5
777.7
797.7
819.9
853.0
892.5
939.1
996.4
1057.2
1121.3
1192.6
1264.6
1334.8
1405.7
1476.2
1541.7
1591.8
1642.5
1702.2
1760.1
1832.7
1564.4
930.0
163.0
47.4
20.8
6.9
0.0

OF REPORT)